

**RESCIND BOARD REPORT 99-0728-PO2  
AND ADOPT A NEW POLICY ON DOMESTIC VIOLENCE, DATING VIOLENCE AND  
COURT ORDERS OF PROTECTION, RESTRAINT OR NO CONTACT**

**THE CHIEF EXECUTIVE OFFICER RECOMMENDS:**

That the Board Rescind Board Report 99-0728-PO2 and adopt a new Policy on Domestic Violence, Dating Violence and Court Orders of Protection, Restraint or No Contact.

**PURPOSE:** This policy addresses the legal obligations imposed on school employees by the Illinois School Code, Domestic Violence Act, Civil No Contact Order Act, Abused and Neglected Child Reporting Act, Mental Health and Developmental Disabilities Act and the Mental Health and Developmental Disabilities Confidentiality Act, as they relate to domestic and dating violence. It recognizes that children who see their parents and caretakers act violently at home are learning that it is acceptable to use force to resolve conflicts. Violent homes have been described as the training ground for the violence that pervades our society. Chicago Public School employees shall work to counteract this destructive message by creating a safe haven at school where children are protected and encouraged to use peaceful means to solve problems.

**POLICY TEXT:**

**I. INTRODUCTION**

Children who witness domestic violence often exhibit behavioral and emotional problems at school, including aggression, disobedience, poor social skills, greater approval of violence as a means to solve problems, depression and lack of self-confidence. These children are significantly more likely to have frequent absences and to be suspended, twice as likely to visit the school nurse for social or emotional reasons, and more than seven times as likely to be referred to a speech pathologist. Adult domestic violence also greatly increases the likelihood that children in the family will be abused and neglected. Due to the negative impact that domestic violence has on children's ability to learn and develop, this policy requires school staff to provide information about supportive services to the abused parent, to assess the risk to students who witness domestic violence at home, and to provide student support services.

This policy also recognizes the link between dating violence and domestic violence – young women age 16 to 24 are at highest risk for domestic violence. In a 2001 survey from the Journal of the American Medical Association, one in five high school girls reported physical and/or sexual abuse by a dating partner. Forty-three percent of students who reported dating violence in this survey said it occurred in a school building or on school grounds. This policy enlists educators to identify victims of dating violence and acquaintance rape to ensure that they are protected at school and that they receive appropriate counseling. Educators are also asked to identify perpetrators of dating violence and to intervene to stop the violence by imposing discipline, establishing behavior intervention plans, and making appropriate counseling referrals.

**II. DEFINITIONS**

Acquaintance Rape describes sexual assault by a perpetrator who is known to the victim, but who has no family, household or dating relationship with the victim.

Behavior Intervention Plan for the purpose of this policy is implemented for a student who engages in dating violence that impedes his/her learning or that of others. It includes positive behavioral interventions and supports, behavior management techniques, procedures for crisis intervention, and other strategies to address the behaviors and minimize their impact.

Civil No Contact Order is a court order from a civil, not criminal court, which requires a perpetrator of sexual assault, who is not in a dating or family relationship with the victim, to stay away from her/him.

Court Order, for the purpose of this policy, includes Orders of Protection, Civil No Contact Orders, Temporary Restraining Orders and Injunctions.

Dating Violence is violent or controlling behavior that an individual uses against a girlfriend or boyfriend. It can include emotional, physical and sexual abuse, stalking, yelling, threatening, name-calling, threats of suicide, obsessive phone calling or text messaging, extreme jealousy and possessiveness.

Domestic Violence occurs when one person in a family or household (the perpetrator) exercises power and control over another family or household member (the victim) that causes the victim harm, induces fear, or forces the victim to submit to the perpetrator's will. It can include physical, emotional, sexual, psychological and economic abuse.

Domestic Violence Act is the statute adopted by the Illinois General Assembly to "recognize domestic violence as a serious crime against the individual and society which produces family disharmony in thousands of Illinois families, promotes a pattern of escalating violence which frequently culminates in intra-family homicide, and creates an emotional atmosphere that is not conducive to healthy childhood development."

Functional Assessment of Behavior is a method of observation that identifies the antecedents that trigger a problem behavior and the consequences that maintain that behavior. The assessment is used to develop a Behavior Intervention Plan for students who engage in dating violence and other problem behaviors.

OSS means the Office of Specialized Services.

OSS Staff for the purpose of this policy includes school social workers, counselors, nurses and other employees whom the principal designates to assess the risk and offer assistance to a victim of domestic or dating violence.

Order of Protection is a Court Order from a criminal or civil court that is designed to protect family and household members and "persons who have or have had a dating or engagement relationship" from physical abuse, harassment, intimidation of a dependent, or interference with personal liberty.

Safety Plan is a strategy implemented by school staff to protect a student from dating violence that impedes her/his learning and healthy emotional development.

Student Sexual Harassment means any un-welcomed sexual advance or request for sexual favors or conduct of a sexual nature by a student, which has the purpose or effect of substantially interfering with another student's ability to participate in or benefit from an education program or activity, or creating an intimidating, hostile or offensive learning environment.

Temporary Restraining Order or Injunction is an order entered by a civil court which directs a person to stay away from a non-related person whom he or she has physically harmed. A Civil No Contact Order, by contrast, directs the perpetrator to stay away from the person he or she sexually assaulted.

### **III. COURT ORDERS**

#### **A. Principal's Receipt of a Court Order**

When the principal/designee receives a copy of an Order of Protection, Civil No Contact Order, Temporary Restraining Order, or Injunction (collectively "Court Order") naming the parent, guardian or student as a protected person, the Principal shall take all reasonable measures to comply with that Court Order and to ensure the safety of students, who are named in the order, while they are in the school, including:

1. Ensuring that the school clerk:
  - a. Enters information about the Court Order on the legal alert field on IMPACT and makes a notation about the order on the student's emergency information form; retains a copy of

the Court Order in the student's temporary record, and, if the student transfers, ensures that the order is forwarded to the new school;

- b. Asks the parent to indicate on the emergency information form any special arrangements or restrictions for early dismissal or pick up of students.
- c. Asks the parent whether she or he has other children attending different schools, and if so, faxes a copy of the Court Order to the principal of that school.

2. Informing appropriate staff (such as the classroom teacher(s), security personnel, assistant principal, counselor, school clerk), of the order on a need-to-know basis only, and advising them to keep this information confidential;

3. Directing any school staff responsible for releasing students from school early or supervising field trips or after-school activities to check the emergency information form before releasing the child to any person.

#### **B. Referral for Support Services**

When the principal/designee receives a copy of a Court Order naming the parent, guardian or student as a protected person, the principal/designee shall:

1. Inform the parent that student counseling services are available, and shall ask the parent to sign a Consent for Counseling Services Form (Attachment A) for any student under age 12.
2. Complete a Request for Student Support Services Form (Attachment A-1) for any student under age 12 whose parent has consented to counseling, and for any student over age 12 without regard to parental consent. Up to five 45-minute counseling sessions may be provided to students age 12 to 17 without parental consent.
3. Follow the steps listed in Section V of this policy, if the Court Order addresses dating violence or requires a student to stay away from another student in the school.

#### **C. Requests for Student Information**

If the school has received a copy of an Order of Protection naming the parent, guardian or student as a protected person, no school employee shall release any information about the child, including the child's attendance at the school or his/her address, or any of the child's school records, to the person named as the perpetrator in the Order of Protection. NOTE: No information should be released, even if the Order of Protection does not prohibit release of school records.

#### **D. Violations of Court Orders**

Whenever the provisions of a Court Order are violated on school grounds or during school activities, the principal/designee shall call the police (9-1-1) and complete a CPS Incident Report. If the principal/designee is uncertain whether a violation has occurred, he or she shall call the local police district or the CPS Law Department for assistance.

### **IV. DOMESTIC VIOLENCE**

#### **A. Parent/Guardian Reports of Domestic Violence When No Order of Protection Has Been Obtained**

1. If a parent or guardian discloses domestic violence to a school employee, that employee shall notify the principal/ designee.

2. The principal/designee shall immediately refer the parent or guardian to a school counselor, social worker, nurse, or other employee who can offer assistance to a victim of domestic violence (hereinafter, "OSS staff").

3. The designated OSS staff shall:

- a. Ask the parent/guardian whether she or he is receiving services to address the domestic violence.
- b. If the parent/guardian is not receiving services to address the domestic violence, give the parent/guardian a Domestic Violence Safety Plan handout in her/his primary language, if possible. Attached are the latest versions of the Plan from the Mayor's Office on Domestic Violence in English (Attachment B), Arabic (Attachment C), Bosnian (Attachment D), Korean (Attachment E), Mandarin (Attachment F), Polish (Attachment G), Russian (Attachment H), and Spanish (Attachment I).
- c. Offer the parent/guardian a private space with a telephone to call the City of Chicago Domestic Violence Helpline, 1-877-TO-END-DV (1-877-863-6338); TTY 1-877-863-6339.
- d. Ask the parent whether any of these factors, which indicate heightened risk for children, is present:
  - i. weapons in the home;
  - ii. a child witnessed the violence and/or attempted to intervene;
  - iii. any adult in the home abuses alcohol or drugs;
  - iv. frequent or severe attacks by the abusing partner.
- e. Decide, based upon the answers to these questions and any other relevant factors, whether he or she has a reasonable suspicion that the student is being abused or neglected. If so, call the DCFS Child Abuse Hotline, 1-800-25-ABUSE, and follow the procedures set out in the Board's Policy on Reporting Child Abuse and Neglect, Board Report 05-0126-PO3, as amended or modified.
- f. Ask the parent to sign a Consent for Counseling Services Form (Attachment A) for the student before the parent leaves the school.
- g. Complete a Request for Student Support Services Form (Attachment A-1) for any student under age 12 whose parent has consented to counseling, and for any student over age 12 without regard to parental consent. Up to five 45-minute counseling sessions may be provided to students age 12 to 17 without parental consent.
- h. Provide student support services when properly authorized as described herein.

**B. Student Reports of Domestic Violence When No Order of Protection Has Been Obtained**

1. If a student reports domestic violence in his/her family to any school employee, that employee shall either:

- a. Determine whether to call the Child Abuse Hotline by following the steps listed in Section IV.A.3.d. and e. above. If the employee has reasonable suspicion that the student is being abused or neglected, he or she shall call the Hotline at 1-800-25-ABUSE, and follow the procedures set out in the Board's Policy on Reporting Child Abuse and Neglect, Board Report 05-0126-PO3, as amended or modified.
- b. If the employee does not call the Child Abuse Hotline because he or she does not reasonably suspect that the student is being abused or neglected, the employee shall notify the principal/designee, who will complete the steps listed in the following paragraph.

2. When a principal receives a report of domestic violence, he or she shall assign OSS staff to schedule a meeting with the parent whom the student identifies as the victim of domestic violence to discuss the student's statement and assess the risk to the student. If the parent discloses domestic violence, that employee shall follow the procedures set out in Section IV.A. above.

**C. Suspicions of Domestic Violence Affecting Students**

1. School personnel who suspect that a student's caretaker is a victim of domestic violence shall either:

- a. Determine whether to call the Child Abuse Hotline by following the steps listed in Section IV.A.3.d. and e. above. If the employee has reasonable suspicion that the student is being abused or neglected, he or she shall call the Hotline at 1-800-25-ABUSE, and follow the procedures set out in the Board's Policy on Reporting Child Abuse and Neglect, Board Report 05-0126-PO3, as amended or modified; or
- b. If the employee does not call the Child Abuse Hotline because he or she does not reasonably suspect that the student is being abused or neglected, the employee shall notify the principal/designee, who will complete the steps listed in the following paragraph.

2. When a principal is advised that a school employee suspects domestic violence in a student's family, the principal shall assign an OSS staff member to talk to the student to determine whether the student or his/her parent is in danger based, in part, on the factors listed in Section IV.A.3.d. and e. above. The principal may call the Office of Specialized Services, Crisis Intervention Unit, at (773) 553-1792 to request assistance.

3. If the student, parent/guardian discloses domestic violence, the school employee shall follow the procedures set out in Section IV.A. or B. above.

**V. DATING VIOLENCE AND ACQUAINTANCE RAPE INVOLVING CPS STUDENTS**

**A. Reports or Suspicions of Dating Violence or Acquaintance Rape**

Any school employee who is notified by a parent, guardian or student, or who reasonably suspects, that a student has been the victim of dating violence or acquaintance rape shall immediately report that information to the principal/designee.

**B. Principal Responsibilities**

1. If a student is the victim of dating violence or acquaintance rape on school grounds or during school activities, the principal/designee shall:

- a. Follow the investigation and incident reporting procedures in the Student Code of Conduct (SCC) and implement appropriate interventions and consequences.
- b. If the student has physical injuries or is in imminent danger of serious physical harm, advise the student that her/his parent/guardian will be notified, and address any safety concerns the student may have about parental notification. Notify the parent/guardian of the victim of the incident and injuries, and ask the parent/guardian to sign a Consent for Counseling Form (Attachment A) for the student.
- c. Regardless of the outcome of the SCC investigation or the existence of physical injuries, ask OSS staff to inform the actual or alleged victim that support services are available, as described in Section V.C. below.
- d. Note that if a victim or her/his parent/guardian believes the intervention/consequence is insufficient to address the misconduct or protect the victim, they have a right to submit an appeal

of the principal's decision, as provided in the Board's Policy on Non-Discrimination, Title IX and Sexual Harassment, Board Report 08-0123-PO4, as amended or modified.

2. If the report involves dating violence or acquaintance rape off school grounds, which results in a serious disruption of the victim's education, the principal/ designee shall follow the steps in Section V.B.1. above. If the perpetrator attends a different school, the principal shall notify that school's principal of the incident and ask him/her to file appropriate misconduct charges against the perpetrator.

**C. OSS Responsibilities in Providing Support Services to Victims of Dating Violence or Acquaintance Rape**

OSS staff who are assigned to provide information to an actual or alleged victim of dating violence or acquaintance rape shall, at a minimum:

1. Give the student victim the number of the City of Chicago Domestic Violence Helpline (1-877-863-6338); TTY 1-877-863-6339.
2. Encourage the student to talk to his/her parent/guardian about the alleged violence.
3. Explain to any student who is under age of 12 that counseling is available to her/him, if her/his parent consents, and give the student a Consent for Counseling Form for the parent to sign.
4. Explain to any student age 12 to 17 that he/she may attend up to five 45-minute counseling sessions without parental notification or permission. Give the student a Consent for Counseling Form for the parent to sign, if additional counseling sessions are needed.
5. Complete a Request for Student Support Services Form (Attachment A-1) for any student under age 12 whose parent has consented to counseling, and for any student over age 12 without regard to parental consent.
6. When appropriate, create a Safety Plan for the victim and also conduct a Functional Assessment and create a Behavior Intervention Plan (FA/BIP) for any perpetrator who attends the school.
7. Provide counseling or social work services to the student when properly authorized as described herein.

**D. Safety Transfers**

If a student's safety is jeopardized or the student's education is being disrupted by allowing the victim and perpetrator to remain in the same school, the perpetrator may be subject to a safety transfer in accordance with the Board's Enrollment and Transfer Policy, Board Report 05-0824-PO3, as amended or modified. A perpetrator may also be subject to a disciplinary transfer as a consequence of inappropriate behavior, as specified in the Student Code of Conduct. To implement a safety or disciplinary transfer, schools must satisfy the approval requirements set out in the Board's Enrollment and Transfer Policy.

**VI. PROVISION OF STUDENT SUPPORT SERVICES**

Social workers and counselors who provide student support services are subject to the confidentiality provisions in the Mental Health and Developmental Disabilities Confidentiality Act:

- A. In general, information revealed by a student during a counseling session shall remain confidential. Disclosure of that information is limited to the following:
  1. When the information causes the social worker/counselor to reasonably suspect child abuse or neglect, he or she must call the DCFS Child Abuse Hotline.

2. When and to the extent the social worker/counselor, in his/her sole discretion, determines that disclosure is necessary to protect the student or another person from a clear, imminent risk of serious physical or mental injury, disease or death inflicted by the student or another person.

3. Upon request, a parent of a student under age 12 is entitled to review and copy their student's counseling records.

4. Upon request, the parent of any student age 12 to 17 may receive information about the student's current physical and mental condition, diagnosis, treatment needs, services provided, and services needed, including any medication. The social worker/counselor may also allow the parent to review and copy the student's counseling records if the student consents, or if the social worker/counselor does not find any compelling reason to deny the parent access to these records.

B. Before disclosing any information, the counselor/social worker should attempt to notify the student and address any safety concerns the student may have about the disclosure.

## **VII. TRAINING AND CURRICULUM RESOURCES**

The Chicago Board of Education is committed to addressing barriers to learning by supporting activities designed to promote health, prevent disease, improve the quality of life for students, and decrease health disparities within the district. The Office of Specialized Services coordinates a variety of support services and school health programs to meet students' social, emotional and physical health needs.

Comprehensive health education resources designed to address the leading causes of death and disability in the United States are available, in print and online, to all CPS attendance centers (K-12). CPS teachers may access over 300 lesson plans aligned with the National Health Education Standards and the Illinois Learning Standards.

Information and resources on best practices in responding to domestic and dating violence may be requested from the City of Chicago Mayor's Office on Domestic Violence, 333 South State Street, Suite 550, Chicago, Illinois 60604, 312-747-9972.


School administrators are strongly encouraged to develop working relationships with their local domestic violence agency, shelter or rape crisis center. These providers offer support services to students who have experienced dating or domestic violence and can partner with schools to provide violence prevention programs.

**LEGAL REFERENCES:** 105 ILCS 5/10-22.24b, 5/14-1.09.1, 5/14-1.09.2, 5/14B-2, 5/34-18.6a; 405 ILCS 5/3-501; 705 ILCS 405/2-3; 740 ILCS 22/102 *et seq.*; 740 ILCS 110/11 *et seq.*; 750 ILCS 60/203, 214, 222.


Approved for Consideration:



  
\_\_\_\_\_  
Barbara Eason-Watkins  
Chief Education Officer

Respectfully Submitted:

  
\_\_\_\_\_  
Arne Duncan  
Chief Executive Officer

Noted:

  
\_\_\_\_\_  
Pedro Martinez  
Chief Financial Officer

Approved as to Legal Form:   
  
\_\_\_\_\_  
Patrick J. Rocks  
General Counsel



### CONSENT FOR COUNSELING SERVICES

Date: \_\_\_\_\_

School \_\_\_\_\_ Unit # \_\_\_\_\_ Area \_\_\_\_\_

Birthdate \_\_\_\_\_ Age \_\_\_\_\_  Male  Female Room \_\_\_\_\_ Division \_\_\_\_\_ Grade \_\_\_\_\_

Consent is given for \_\_\_\_\_ to receive counseling services during the  
*Student's Name*  
school year.

\_\_\_\_\_  
SIGNATURE OF PARENT/GUARDIAN

\_\_\_\_\_  
ADDRESS/TELEPHONE #

\_\_\_\_\_  
DATE (M/D/YEAR)

\_\_\_\_\_  
SIGNATURE/DATE

\_\_\_\_\_  
TITLE

**CHICAGO PUBLIC SCHOOLS  
REQUEST FOR STUDENT SUPPORT SERVICES  
Office of Specialized Services**

Person making request/telephone # \_\_\_\_\_ Date of Request: \_\_\_\_\_

**Service requested:**

\_\_\_\_\_ Counselor \_\_\_\_\_ Nurse  
\_\_\_\_\_ Psychologist \_\_\_\_\_ School Social Worker  
\_\_\_\_\_ Other (specify): \_\_\_\_\_

School \_\_\_\_\_ Unit \_\_\_\_\_ Region \_\_\_\_\_

Principal's Signature \_\_\_\_\_

**IDENTIFYING INFORMATION:**

Child's Name: \_\_\_\_\_ Date of Birth: \_\_\_\_\_ ID# \_\_\_\_\_

Parent/Guardian Name: \_\_\_\_\_ Address: \_\_\_\_\_

Home Telephone # \_\_\_\_\_ Emergency Telephone # \_\_\_\_\_

Grade: \_\_\_\_\_ Room: \_\_\_\_\_ Teacher's Name: \_\_\_\_\_

Primary Language: Student \_\_\_\_\_ Parent/Guardian \_\_\_\_\_

**REASON FOR REFERRAL:**

**INTERVENTIONS PRIOR TO REFERRAL:**

**BEHAVIORS EXHIBITED** (be as specific as possible):

**ANY ADDITIONAL INFORMATION THAT MAY BE OF VALUE TO THE  
STUDENT SUPPORT TEAMS** (specify counseling agency / family therapist, if  
known; medical; family or social factors)

# City of Chicago Domestic Violence Help Line

1-877-TO END DV  
[1-877-863-6338]  
1-877-863-6339 (TTY)

Toll free, confidential, multilingual  
24 hour referral assistance for  
victims of domestic violence.

# Domestic Violence Safety Plan

## Safety at home, in public or at work

- Develop a safety plan.
- Inform those you trust of your situation. Leave copies of important papers with a friend or family member.
- Consider obtaining an order of protection. This is a court order from a judge ordering the abuser to do or to stop doing certain acts. You can get an order of protection even if you are living with your abuser. If you have an order of protection, keep it with you. Give copies to your employer, and school officials. Make sure security staff is told of the order of protection.
- Make sure your children's school or day care center knows who is authorized to pick up your children. Let them know who is **NOT** authorized.
- If your abuser has stalked or threatened you, change your routes to and from work.
- Have a bag packed and ready and keep it in a secure place. Consider taking: money, check-book, social security card, passport, driver's license, green card, etc., birth certificates for you and your children, insurance papers, medications, school records, Order of Protection, divorce papers, lease, keys, address book, jewelry and favorite toys.
- Plan an escape route and practice it.
- Develop a code word to use with your family and friends to let them know when you need the police.

## The Domestic Violence Help Line

- Functions as a clearinghouse for Domestic Violence Victims Services.
- Links a victim to a program that meets the victim's needs.
- Is staffed by trained domestic violence advocates 24 hours a day, 7 days a week.
- Is multilingual.
- All Calls Are Confidential.

The Help Line advocates provide victims with immediate information about their options, and directs victims to community based service providers including shelters, counseling, legal advocacy, and civil legal services.

The Help Line also accepts inquiries from police officers, prosecutors, medical personnel and service providers.

**VICTIMS WHO NEED IMMEDIATE  
EMERGENCY ASSISTANCE SHOULD  
ALWAYS CALL 911.**



Mayor's Office on Domestic Violence  
333 South State Street #550  
Chicago, IL 60604  
312-747-9971

## City of Chicago Domestic Violence Help Line

## العنف الأسري خطة السلامة

السلامة في المنزل، في الشارع أو في العمل

جهزي خطة للسلامة

مدينة شيكاغو  
خط المساعدة للعنف الأسري

1-877-TO END DV  
[1-877-863-6338]  
1-877-863-6339 (TTY)

الاتصال مجاني، سري، متعدد اللغات لإحالة للمساعدة 24 ساعة لضحايا العنف الأسري.

### خط المساعدة للعنف الأسري

يؤدي مهمة غرفة المقاصة لخدمات ضحايا العنف الأسري.  
\* يتم توصيل الضحية ببرنامج يتمشى مع احتياجات الضحية.

\* محامون مدربون على العنف الأسري يعملون على الخط 24 ساعة يوميا، 7 أيام في الأسبوع.  
\* متعدد اللغات.  
\* كافة المكالمات سرية.

المحامون على خط المساعدة يمدون الضحايا بمعلومات مباشرة عن اختياراتهم، ويوجهون الضحايا لمكان من يقدمون الخدمة في المجتمع ويشكل ذلك أماكن الحماية، الاستشارة، الدفاع القانوني، والخدمات القانونية المدنية.

خط المساعدة يقبل كذلك استشارات من ضباط الشرطة، المدعون، هيئة الأطباء ومن يتولى تقديم الخدمة.

الضحايا الذين يحتاجون لمساعدة طارئة فورية يجب عليهم الاتصال دائما برقم 911.

أخبري من تتقين بهم بوضعك. أتركي نسخا من الأوراق الهامة مع صديق أو فرد من أفراد الأسرة.

فكري في الحصول على أمر حماية. انه حكم محكمة من القاضي يحكم على الشخص المعتدي القيام بعمل بعض المهام أو التوقف عن القيام بهم. في إمكانك الحصول على أمر حماية حتى ولو كنت تعيشين مع الشخص المعتدي. لو حصلت على أمر حماية، احتفظي به معك. أعطي نسخا لصاحب عملك، وللمسؤولين في المدرسة. تأكدي من أنه قد تم إخطار هيئة الأمن بأمر الحماية.

تأكدي من معرفة مدرسة أطفالك أو مراكز الرعاية اليومية بالشخص المخول بتوصيل الأطفال من المدرسة. اخبريهم بمن هم غير مسموح لهم بذلك.

إذا كان الشخص المعتدي يطارذك أو يهددك غيري طريقك من والي العمل.

احتفظي بحقيبة الملابس جاهزة. ضعها في مكان آمن. راعي أخذ: المال، دفتر الشيكات، بطاقة التأمين الاجتماعي، جواز السفر، تصريح القيادة، البطاقة الخضراء، وغير ذلك. شهادات الميلاد لك ولأطفالك، أوراق التأمين، الأدوية، سجلات المدرسة، أمر الحماية، أوراق الطلاق، الإيجار، سجل العناوين، المجوهرات، اللعب المفضلة.

خططي لطريق للهروب وتدربي عليه.

جهزي كلمة سر للاستخدام مع أسرتك و أصدقائك لإخطارهم عندما تحتاجين للشرطة.

This project was supported by Grant #99-WF-VX-0017, awarded by the Violence Against Women Office, Office of Justice Programs, U.S. Department of Justice, through the Illinois Criminal Justice Information Authority. Points of view or opinions contained within this document are those of the author and do not necessarily represent the official position or policies of the U.S. Department of Justice, or the Illinois Criminal Justice Information Authority.

Mayor's Office on Domestic Violence  
333 South State Street #550  
Chicago, IL 60604  
312-747-9972



## City of Chicago Domestic Violence Help Line

### Grad Čikago

#### Nasilje u porodici – Veza za pomoć

1-877-863-6338

1-877-863-6339 (za gluhe i sa oštećenim sluhom)

Za žrtve nasilja u porodici - besplatni pozivi, razgovori u strogom povjerenju, na više jezika, radi 24 sata, upućuje gdje se može dobiti pomoć.

#### Nasilje u porodici – Veza za pomoć

- Radio kao centar za razmjenu informacija službi za pomoć žrtvama nasilja u porodici.
- Povezuje žrtve sa službama koje su im potrebne.
- Aktivisti obučeni za pomoć žrtvama nasilja u porodici rade 24 sata dnevno 7 dana u sedmici.
- Na više jezika.
- Svi razgovori su u strogom povjerenju.

Aktivisti Veze za pomoć žrtvama nasilja u porodici smjesta daju obavještanja o mogućoj pomoći i upućuju ih u lokalne službe koje pružaju pomoć uključujući sklonište, savjetovanište, pravnu pomoć i javne pravne službe.

Veza za pomoć odgovara na pozive policije, tužilaštava, zdravstvenih radnika i drugih službi.

**ŽRTVE KOJIMA JE POTREBNA HITNA  
POMOĆ  
UVIJEK TREBA DA ZOVU 911**

## NASILJE U PORODICI PLAN ZA BIJEG U SIGURNOST

### Bezbjednost kod kuće, na javnom ili radnom mjestu

Napravite svoj plan za bijeg u sigurnost.

Obavijestite o svojoj situaciji one u koje imate povjerenja. Kopije važnih dokumenata dajte prijateljima ili članovima porodice.

Razmotrite mogućnost pribavljanja Naloga za zaštitu. To je sudski nalog kojim sudija nasilniku nalaže da nešto uradi ili da nešto prestane raditi. Nalog za zaštitu možete dobiti čak iako i dalje živite sa nasilnikom. Ako već imate Nalog za zaštitu, držite ga uz sebe. Kopije Naloga dajte svom poslodavcu i školskoj upravi. Obavezno provjerite da li je službi obezbjeđenja rečeno da imate Nalog za zaštitu.

Obezbjedite da u školi ili obdaništu vaše djece službenici znaju kome je odobreno da djecu uzme iz škole/obdaništa. Recite im kome je ZABRANJENO da djecu uzme iz škole/obdaništa.

Ako vas nasilnik prati ili vam prijeti mijenjajte put odlaska na posao i dolaska sa posla.

Imajte spremljenu torbu i budite spremni. Torbu držite na sigurnom mjestu. Pobrinite se da uzmete: novac, čekovnu knjižicu, karticu sa socijanim brojem, vozačku dozvolu, zelenu kartu, i slično, rodone listove: svoj i djece, dokumente o osiguranju, lijekove, dječija svjedočanstva, Nalog za zaštitu, dokumente o razvodu, ugovor o iznajmljivanju stana, ključevce, adresar, nakit, najdraže dječije igračke.

Planirajte i isprobajte put za bijeg u sigurnost.

Sa svojim prijateljima i članovima porodice dogovorite se o "šiframa" – riječima po kojima će znati da vam je potrebna policija

This project was supported by Grant #99-WF-VX-0017, awarded by the Violence Against Women Office, Office of Justice Programs, U.S. Department of Justice, through the Illinois Criminal Justice Information Authority. Points of view or opinions contained within this document are those of the author and do not necessarily represent the official position or policies of the U.S. Department of Justice, or the Illinois Criminal Justice Information Authority.



Mayor's Office on Domestic Violence  
333 South State Street #550  
Chicago, IL 60604  
312-747-9972

Bosnian-MODVsafetycard-3/05

# City of Chicago Domestic Violence Help Line

시카고 시  
가정 폭력 상담 전화

1-877-TO END DV  
[1-877-863-6338]  
1-877-863-6339 (청각 장애인용 전화)

가정 폭력 피해자들을 위해 무료로, 비밀 보장하에, 다국어로 제공되는 24 시간 소개 보조 서비스.

## 가정 폭력 상담 전화는

- 가정 폭력 피해자들을 위한 서비스 제공 정보센터의 역할을 합니다.
- 피해자를 피해자의 필요에 부합하는 프로그램과 연결시켜 줍니다.
- 전문 교육을 받은 상담 직원이 주 7일 24 시간 내내 일을 하고 있습니다.
- 다국어로 서비스를 제공합니다.
- 모든 전화 내용은 비밀이 보장됩니다.

상담 전화를 받는 상담원은 피해자가 선택할 수 있는 방법들에 대한 정보를 신속하게 제공하고, 피해자들을 보호 시설, 상담 서비스, 법적 옹호기관, 민간 법률 서비스 기관들을 포함한 해당 지역의 서비스 제공자들에게 안내해 줍니다.

상담 전화는 또한 경찰관, 검사, 의료 직원 및 서비스 제공자들의 문의를 접수하기도 합니다.

**응급상황에 처해서 신속한 도움이 필요한 피해자들은 항상 911에 전화해야 합니다.**

## 가정 폭력 안전 계획

### 가정, 공공 장소나 직장에서의 안전

안전 계획을 세우십시오.

신뢰하는 사람들에게 당신의 상황을 알려십시오. 중요한 서류들은 가족이나 친지에게 복사본을 맡기십시오.

보호 명령을 입수할 것인지 고려해 보십시오. 보호 명령이란 재판관이 가해자에게 어떤 행위들을 하거나 또는 중단하도록 지시하는 법정 명령입니다. 당신이 가해자와 함께 사는 경우에도 당신은 보호 명령을 입수할 수 있습니다. 만약 보호 명령서를 받으셨으면 항상 소지하고 계십시오. 복사본을 당신의 고용주와 학교 책임자들에게 주십시오. 경비 담당 직원들에게 보호 명령에 대해 반드시 알려하십시오.

당신의 자녀들의 학교나 어린이 집에서 자녀들을 데려가도록 허락된 사람이 누구인지 꼭 알려놓으십시오. 특히 누가 자녀들을 데려가는 것이 금지되어 있는지 알려하십시오.

만일 가해자가 당신의 뒤를 밟거나 협박을 하면 직장에 가고 오는 길을 변경해서 다니십시오.

가방을 미리 싸서 준비해놓고 안전한 곳에 보관하십시오. 다음의 것들을 가져가도록 고려하십시오: 현금, 수표책, 사회보장 카드, 여권, 운전 면허, 영주권 등. 당신과 자녀들의 출생 증명서, 보험 증서, 약품, 학교 기록들, **보호 명령서**, 이혼 서류, 임대 계약서, 열쇠들, 주소록, 보석류, 좋아하는 장난감들.

도피하는 경로를 미리 설정해 놓고 연습하십시오.

당신이 경찰이 필요한 경우에 그 사실을 가족과 친구들에게 알리는 데 사용할 비밀 단어를 정해 놓으십시오.

This project was supported by Grant #99-WF-VX-0017, awarded by the Violence Against Women Office, Office of Justice Programs, U.S. Department of Justice, through the Illinois Criminal Justice Information Authority. Points of view or opinions contained within this document are those of the author and do not necessarily represent the official position or policies of the U.S. Department of Justice, or the Illinois Criminal Justice Information Authority.



Mayor's Office on Domestic Violence  
333 South State Street #550  
Chicago, IL 60604  
312-747-9971

Korean-MODVsafetycard-3/05

## City of Chicago Domestic Violence Help Line

芝加哥市  
家庭暴力幫助熱線

1-877-TO END DV  
[1-877-863-6338]  
1-877-863-6339 (TTY)

用多種語言為家庭暴力受害者提供的每日  
24 小時免費保密介紹服務。

### 家庭暴力幫助熱線

- 用作家庭暴力受害者服務的資訊來源。
- 幫助受害者與符合其需求的計劃聯絡。
- 由受過訓練的家庭暴力受害者保護人士每週七天、每天 24 小時提供服務。
- 能用多種語言接聽電話。
- 所有通話都將保密。

幫助熱線工作人員為受害者及時提供多種選擇資訊，幫助受害者與社區服務機構建立聯繫，此類機構包括庇護所、心理諮詢診所、法律指導和代理服務。

幫助熱線也接受警察、檢察官、醫務人員和服務機構的查詢。

**需要獲得緊急幫助的受害者請務必撥打  
911 電話。**

## 防範家庭暴力的安全計劃

住宅、公共場所或工作場所的安全

制訂安全計劃。

把您的處境告訴您信任的人。把重要文件的複製件交給朋友或親人保存。

考慮申請一項保護命令。該命令由法官下達，命令施虐者做某些事情或停止做某些事情。您即使和施虐者同住一處，仍然可以申請保護命令。法官下達保護命令後，請您隨身攜帶該命令。把命令複製件交給您的雇主和學校官員。確保保安人員瞭解該命令的內容。

確保孩子的學校和托兒所瞭解誰有權接孩子。並告訴他們誰沒有權利接孩子。

如果施虐者跟蹤或威脅您，請改變您上下班的路線。

打一個行李包，做好準備。把該行李包放置在安全的地方。包裹可放置下列物品：現金、支票本、社會安全卡、護照、駕駛執照、綠卡；您和孩子的出生證明、保險文件、藥品、成績單、保護命令、離婚文件、租約；鑰匙、通訊錄、首飾、孩子最喜愛的玩具等等。

準備一條出逃路線，並且進行練習。

和親人朋友約定一個暗號，以便在需要時通知他們向警察求救。

This project was supported by Grant #99-WF-VX-0017, awarded by the Violence Against Women Office, Office of Justice Programs, U.S. Department of Justice, through the Illinois Criminal Justice Information Authority. Points of view or opinions contained within this document are those of the author and do not necessarily represent the official position or policies of the U.S. Department of Justice, or the Illinois Criminal Justice Information Authority.



市長防止家庭暴力辦公室  
333 South State Street #550  
Chicago, IL 60604  
312-747-9972

Mandarin-MODVsafetycard-3/05

## Linia Pomocy Miasta Chicago w sprawach przemocy domowej

1-877-TO END DV  
[1-877-863-6338]  
1-877-863-6339 (TTY)

Bezpłatna, poufna, wielojęzyczna,  
24-godzinna służba kierowania i  
zabezpieczania pomocy dla ofiar  
przemocy domowej.

### Linia Pomocy w sprawach przemocy domowej

- • Służy jako punkt referujący do placówek pomocy ofiarom przemocy domowej.
- • Kieruje ofiarę przemocy do programu najbardziej odpowiadającego jej potrzebom.
- • Jest obsadzona personelem doradców wykwalifikowanych w sprawach przemocy domowej 24 godziny dziennie, siedem dni w tygodniu.
- • Jest wielojęzyczna.
- • Wszystkie rozmowy są poufne.
- • Doradcy Linii Pomocy udzielają ofiarom przemocy domowej natychmiastowej informacji w sprawie dostępnych dla nich sposobów działania, kierują ofiary do lokalnych placówek pomocy, między innymi do schronisk, poradnictwa (counseling) w sprawach osobistych i zdrowotnych. Referują ofiary do osób/placówek zajmujących się sprawami ofiar przemocy domowej (legal advocacy), jak również do biur adwokackich w sprawach cywilnych.
- • Linia Pomocy przyjmuje również zapytania od organów policji, prokuratorów, personelu służby zdrowia, oraz placówek i agencji pomocy.

**Ofiary przemocy domowej potrzebujące natychmiastowej pomocy powinny zawsze dzwonić na numer 911**

## Plan bezpieczeństwa odnoszący się do spraw przemocy domowej

### Bezpieczeństwo w domu, w miejscach publicznych, albo w pracy

- • Opracuj plan bezpieczeństwa
- • Powiadom o swojej sytuacji osoby którym ufasz. Daj do przechowania kopie ważnych dokumentów członkowi rodziny, osobie zaprzyjaźnionej.
- • Postaraj się o nakaz ochrony, wydany przez sąd (sędziego) nakazujący osobie maltretującej wykonywanie lub zaprzestanie pewnych czynności lub aktów. Możesz otrzymać ten nakaz nawet wtedy gdy mieszkasz z osobą maltretującą. Jeżeli masz taki nakaz, miej go zawsze przy sobie. Daj kopie swojemu pracodawcy oraz władzom szkolnym. Nie zapomnij zawiadomić personelu strażniczego o wydanym nakazie ochrony.
- • Nie zaniedbaj powiadomienia szkoły czy przedszkola do których twoje dzieci uczęszczają, kto jest upoważniony do ich odbierania, a także kto **NIE JEST** upoważniony.
- • Jeżeli osoba maltretująca naprzyksza się i śledzi cię lub grozi ci, zmień trasę którą chodzisz do pracy i z pracy.
- • Miej w pogotowiu spakowaną walizkę. Przechowuj ją w bezpiecznym miejscu. Pamiętaj o zabraniu pieniędzy, książeczki czekowej, karty Social Security, paszportu, prawa jazdy, zielonej karty, itp., metryk urodzenia swojej i swoich dzieci, dowodów ubezpieczenia, recept na lekarstwa, nakazu sądowego ochrony, dokumentów rozvodu, umowy wynajmu mieszkania, kluczy, książki adresowej, biżuterii, ulubionych zabawek.
- • Zaplanuj i ćwicz drogę ucieczki.
- • Wybierz hasło jakiego będziesz używać w celu zawiadomienia rodziny i przyjaciół, że potrzebujesz pomocy ze strony policji.



Mayor's Office on Domestic Violence  
333 South State Street #550  
Chicago, IL 60604  
312-747-9972



## City of Chicago Domestic Violence Help Line

**Город Чикаго**  
**Телефонная линия помощи жертвам**  
**домашнего насилия**

1-877-TO END DV  
[1-877-863-6338]  
1-877-863-6339 (TTY — для людей с  
ослабленным слухом)

Бесплатная, конфиденциальная, круглосуточная  
справочная служба для жертв домашнего  
насилия. Услуги предоставляются на многих  
языках.

**Телефонная линия помощи жертвам**  
**домашнего насилия**

- Работает в качестве информационного центра Службы оказания помощи жертвам домашнего насилия.
- Направляет жертву домашнего насилия в ту программу, которая отвечает ее потребностям.
- Укомплектована прошедшим подготовку персоналом, который в состоянии предоставлять помощь жертвам домашнего насилия 24 часа в сутки, 7 дней в неделю.
- Услуги предоставляются на многих языках.
- Все звонки конфиденциальны.

Сотрудники линии помощи немедленно предоставляют жертвам информацию о том, какие действия им следует предпринять, и направляют их в организованные на общественных началах заведения, в том числе в приюты, агентства, предоставляющие юридическую консультацию и защиту, а также защиту гражданских прав.

Линия помощи также принимает запросы от полиции, прокуратуры, медицинских работников и медицинских заведений.

**ЖЕРТВЫ, КОТОРЫМ НЕОБХОДИМА  
СРОЧНАЯ ПОМОЩЬ, ВСЕГДА ДОЛЖНЫ  
ЗВОНИТЬ ПО ТЕЛЕФОНУ 911**

### ДОМАШНЕЕ НАСИЛИЕ ПЛАН ПО ОБЕСПЕЧЕНИЮ БЕЗОПАСНОСТИ

**Безопасность дома, в общественных местах и на работе**

Разработайте план по обеспечению безопасности.

Расскажите о своей ситуации людям, которым вы доверяете. Оставьте копии важных документов у друга или у члена семьи.

Возможно, вам стоит получить охранный судебный приказ (order of protection). Это распоряжение суда, подписанное судьей, согласно которому лицо, угрожающее вашей безопасности, обязано выполнить или прекратить выполнять определенные действия. Вы можете получить охранный судебный приказ, даже если вы живете вместе с лицом, угрожающим вашей безопасности. Если у вас есть этот документ, носите его с собой. Дайте его копии вашему работодателю и сотрудникам школы. Убедитесь в том, что служба охраны знает о существовании охранный судебного приказа.

Убедитесь в том, что в школе или детском учреждении знают, кто имеет право забирать ваших детей домой. Расскажите им, кому НЕЛЬЗЯ отдавать детей.

Если человек, представляющий угрозу вашей безопасности, преследовал вас или угрожал вам, поменяйте свой маршрут на работу и с работы.

Упакуйте необходимые вещи. Держите сумку наготове в надежном месте. С собой следует брать: деньги, чековую книжку, карточку социального страхования, паспорт, водительские права, грин-карту и пр. Не забудьте свидетельства о рождении (собственное и детей). Помните о страховых документах, лекарствах, документах из школы, охранный судебный приказ. Важными документами также являются: бракоразводные документы, договор об аренде жилья. Возьмите с собой ключи, адресную книгу, украшения, любимые игрушки ребенка.

Продумайте о том, как вы будете покидать дом. Проверьте на практике эффективность маршрута.

Придумайте кодовое слово, которым вы сможете воспользоваться, чтобы сообщить семье и друзьям о том, что нужно вызвать полицию.

This project was supported by Grant #99-WF-VX-0017, awarded by the Violence Against Women Office, Office of Justice Programs, U.S. Department of Justice, through the Illinois Criminal Justice Information Authority. Points of view or opinions contained within this document are those of the author and do not necessarily represent the official position or policies of the U.S. Department of Justice, or the Illinois Criminal Justice Information Authority.



Mayor's Office on Domestic Violence  
333 South State Street #550  
Chicago, IL 60604  
312-747-9972

Russian-MODVsafetycard-3/05

**Ciudad de Chicago  
Línea de Ayuda contra la  
Violencia Doméstica**

1-877-TO END DV  
[1-877-863-6338]  
1-877-863-6339 (TTY)

Asistencia gratis, confidencial, multilingüe.  
24 horas al día para referencia para las  
víctimas de la violencia doméstica.

**La línea telefónica de ayuda**

- Funciona como centro de direcciones de servicios para las Víctimas de la Violencia Doméstica.
- Conecta a la víctima con un programa apropiado a las necesidades de la Víctima.
- Será contestada 24 horas al día, los 7 días de la semana por defensores entrenados contra la violencia doméstica.
- Es multilingüe

Los defensores de la línea de ayuda dan a las víctimas información inmediata sobre las opciones que tienen, y dirigen a la víctimas a proveedores de servicios en la comunidad, incluyendo asilos, consejería, defensa legal y servicios legales civiles.

La línea de ayuda también acepta preguntas de parte de los oficiales de la policía, abogados fiscales, personal médico y proveedores de servicios.

**LAS VÍCTIMAS QUE NECESITAN  
AYUDA INMEDIATA DE EMERGENCIA  
SIEMPRE DEBEN LLAMAR AL 911.**

**Plan de Seguridad  
Contra la Violencia Doméstica**

**Seguridad en el hogar, en público o en el trabajo**

- Desarrolle un plan de seguridad.
- Informe de su situación a las personas en quienes usted confía. Deje copias de sus documentos importantes con alguna amistad o miembro de su familia.
- Vea a ver si necesita una orden de protección. Se trata de una orden de la Corte que obliga al abusador/a hacer o dejar de hacer ciertas cosas. Usted puede conseguir una orden de protección aunque esté viviendo con la persona que abusa de usted. Si tiene una orden de protección guárdela con usted. Dé copias a su empleador, y a los oficiales de la escuela.
- Asegúrese de que el equipo de seguridad está enterado de la orden de protección.
- Esté seguro de que en la escuela o guardería de sus niños los encargados saben quién está autorizado para recoger a sus niños y quién NO está autorizado.
- Mantenga una bolsa empacada y lista en un lugar seguro. Procure tener en ella dinero o cheques, número de Seguridad Social, pasaporte, licencia de manejar, micras, etc. También certificados de nacimiento de sus hijos, documentos de la aseguranza, medicinas, récords de la escuela, orden de protección, documento del divorcio y de la renta, llaves, libro de direcciones, joyas y juguetes favoritos de sus niños.
- Planee una ruta de escape y practique el escape.
- Invente una palabra secreta para usarla con su familia y amistades para que pueda hacerles saber que necesita la ayuda de la policía.



Oficina del Alcalde para la Violencia Doméstica  
333 S. State Street #550  
Chicago, Illinois 60604  
312-747-9972