

Portfolio Update

Chicago Board of Education Meeting

December 14, 2011



Strategy

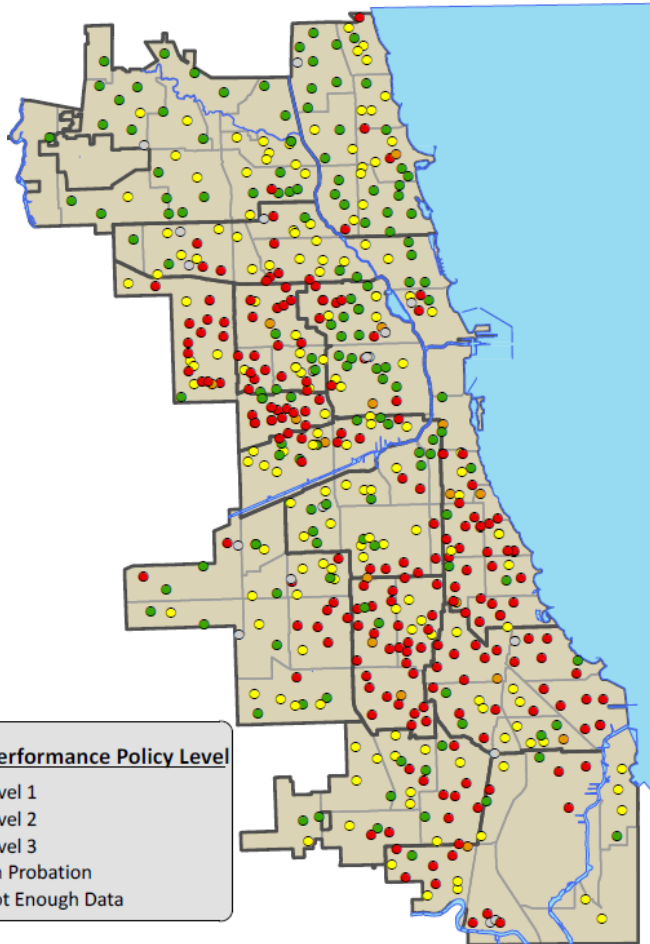
Optimal State of a Portfolio District

**EVERY STUDENT, IN EVERY COMMUNITY, WILL HAVE ACCESS TO
A HIGH QUALITY SCHOOL**

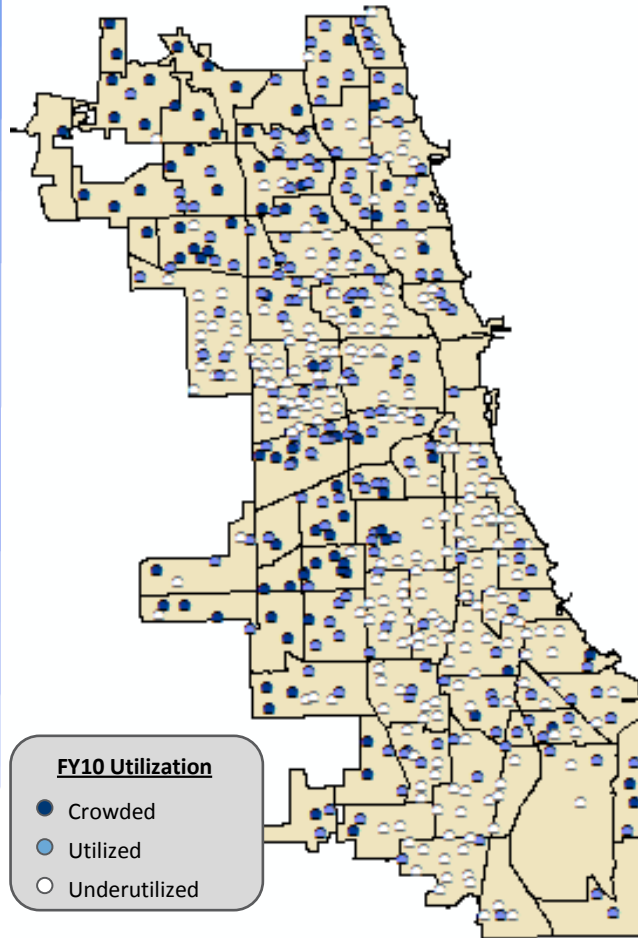
Strategy

Current State is Far From Optimal

Quality of K-8 Schools



Utilization of K-8 Schools



Summary

**~ 123,000
students in
underperforming
schools**

*~73,000 ES and
50,000 HS*

Strategy

Three Main Strategic Platforms to Move to Optimal State

Platform	Sample initiatives	Student benefit
Measure and invest in what works	<ul style="list-style-type: none">• Full school day and year• Common Core standards• New principal pipelines• Comprehensive Teacher/Principal evaluation	All students graduate college and career ready
Empower families	<ul style="list-style-type: none">• School accountability framework• School progress report• Streamlined enrollment• Family and Community Engagement	All students are able to make an informed choice and have access to quality schools
Build innovative system of networks and operators	<ul style="list-style-type: none">• Turnaround schools create high performing seats• Open new schools with a proven track record• School actions provide students a higher performing seat	All students will benefit from innovative, diverse programs that fit their individual needs

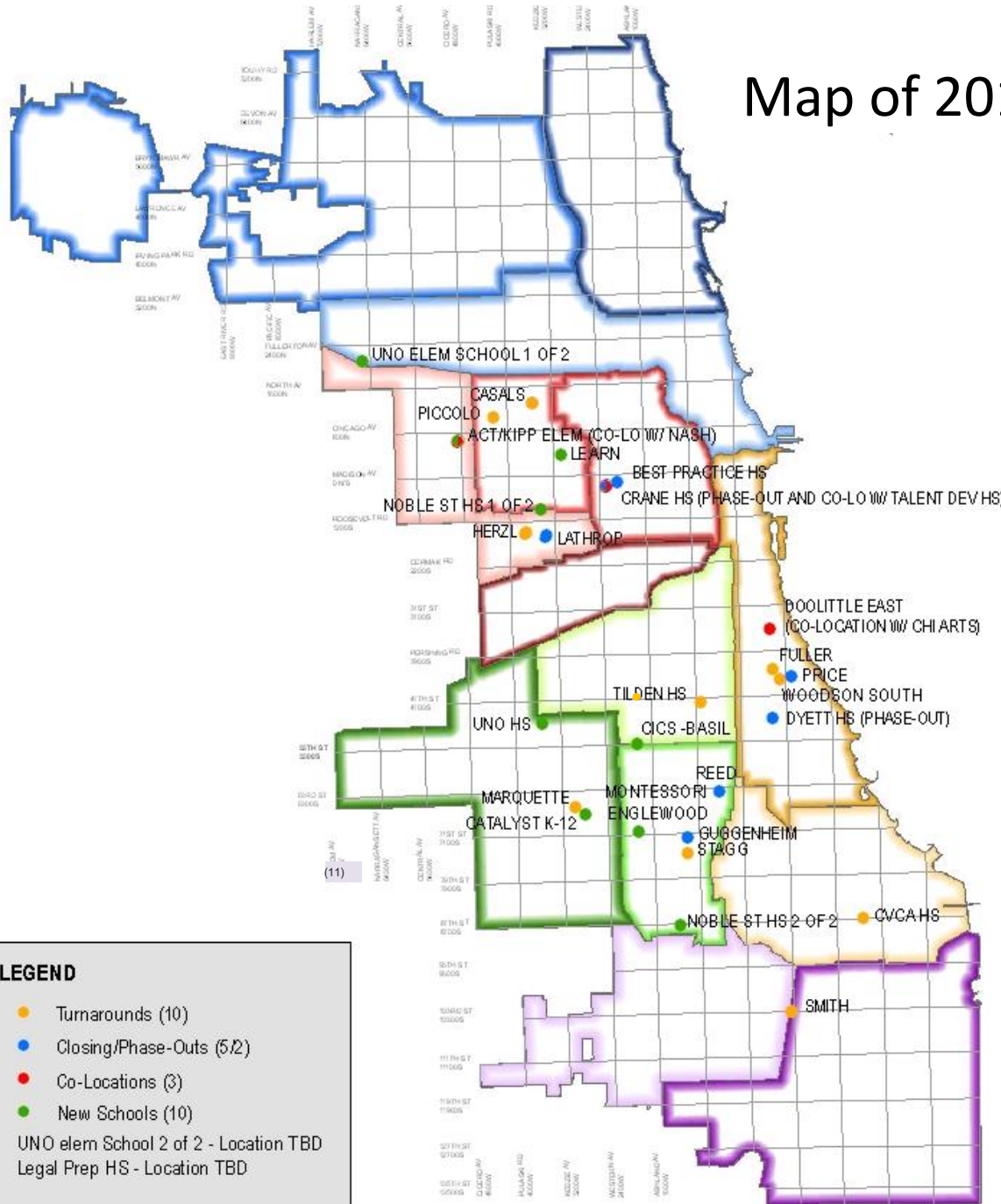
Portfolio Strategy

Summary of 2012 Recommendations and Impact

	Purpose	2012 Proposed	Impact of recommendations
Turnarounds	<ul style="list-style-type: none"> Create high performing seats 	<ul style="list-style-type: none"> 10 traditional 1 charter 	<p>~8,200 students moved from underperforming seats to higher performing seats</p> <p>~7% progress towards goal of 123K</p> <p>~3,700 new seats in charter schools for 2012</p>
New schools	<ul style="list-style-type: none"> Create high performing seats Expand proven models Provide diverse options 	<ul style="list-style-type: none"> 10 charter schools 	
Closures	<ul style="list-style-type: none"> Move students to higher performing seats nearby 	<ul style="list-style-type: none"> 5 (3 existing phase-out) 	
Phase-outs	<ul style="list-style-type: none"> Remove low performing seats 	<ul style="list-style-type: none"> 2 traditional 	
Co-locations	<ul style="list-style-type: none"> Strategically increase high performing seats 	<ul style="list-style-type: none"> 3 	

Portfolio Strategy

Map of 2012 Recommendations



Impact of recommendations

~8,200 students given access to higher performing seats

~7% progress towards goal of 123K

~3,700 new seats in charter schools for 2012

LEGEND

- Turnarounds (10)
- Closing/Phase-Outs (5/2)
- Co-Locations (3)
- New Schools (10)

UNO elem School 2 of 2 - Location TBD
 Legal Prep HS - Location TBD

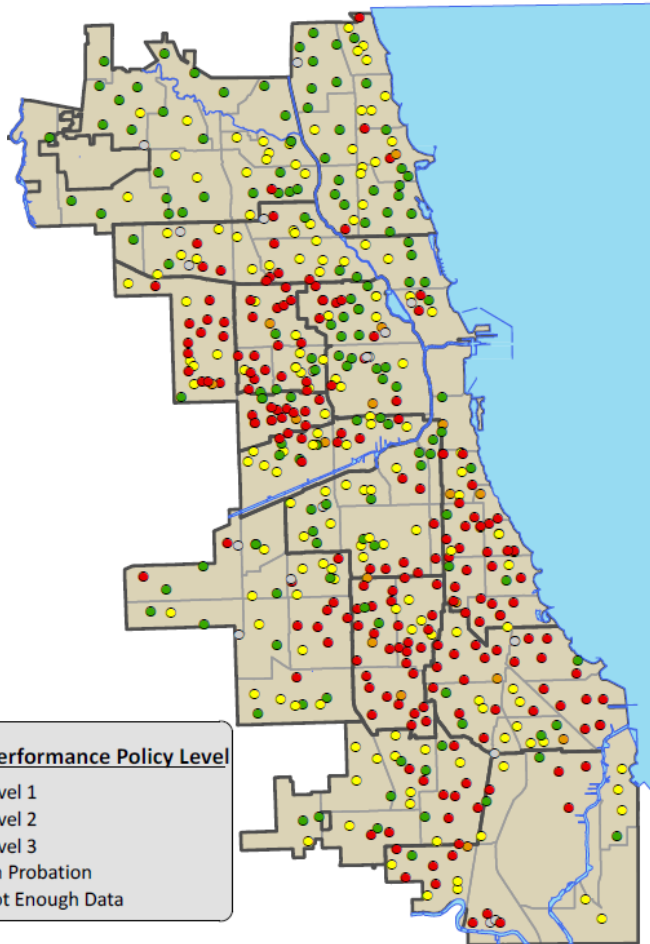
Family and Community Engagement

- 21 meetings with community
- 15 parent meetings
- 20 meetings with elected officials
- Initial meetings with CPD, CHA and CTA
- 15 Community Action Council meetings
- 5 Chicago Education Facilities Task Force meetings
- More meetings to continue over next couple of months

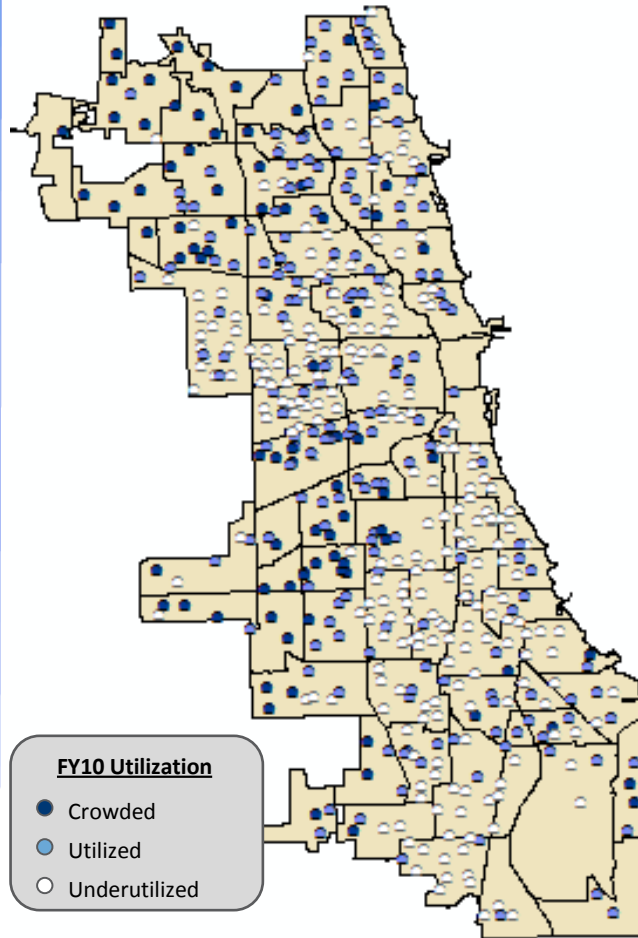
Strategy

Recap: Current State is Far From Optimal

Quality of K-8 Schools



Utilization of K-8 Schools



Summary

**~ 123,000
students in
underperforming
schools**

*~73,000 ES and
50,000 HS*