

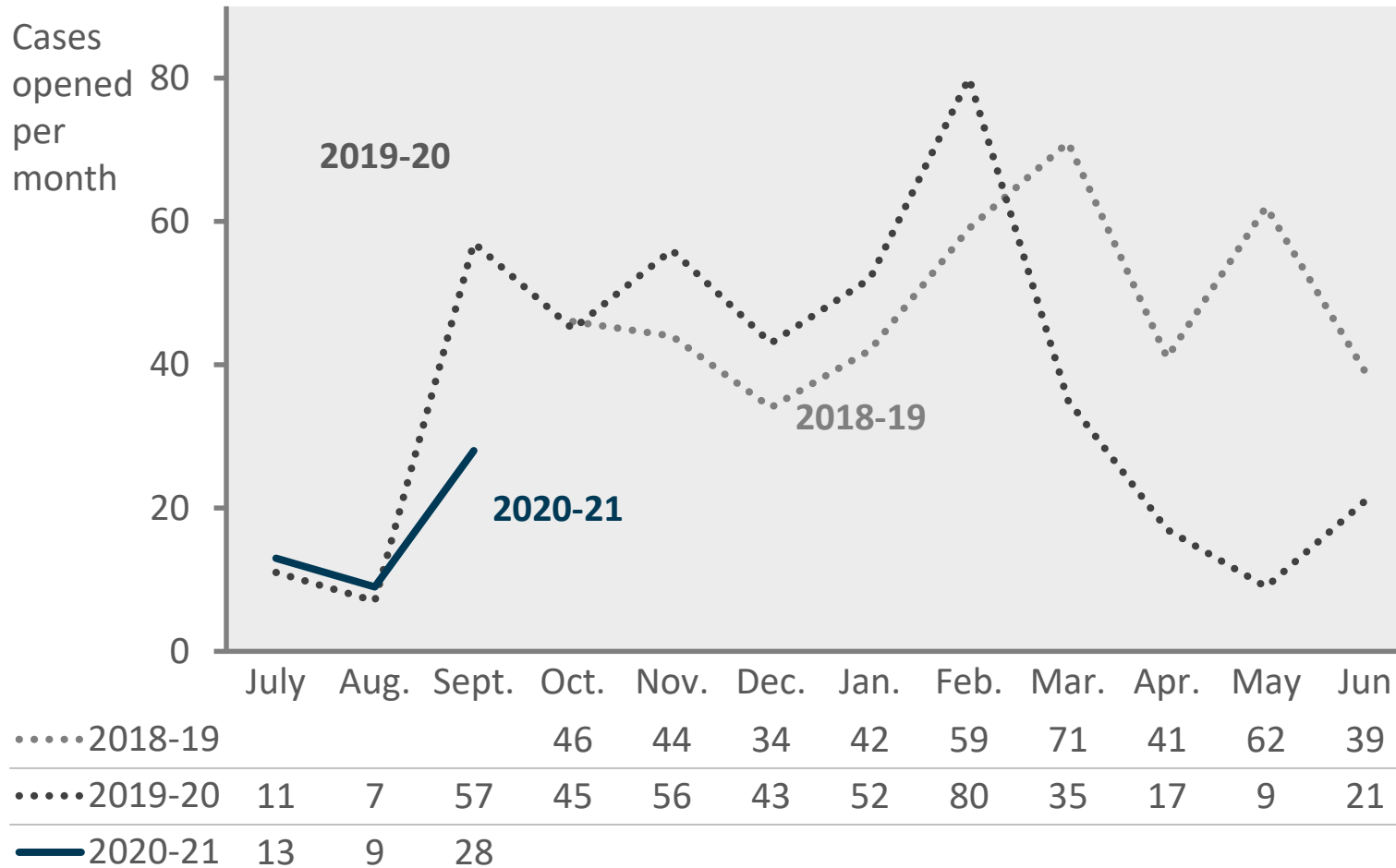
OIG INVESTIGATIONS OF SEXUAL ALLEGATIONS

Presentation to the Board of Education of the City of Chicago
October 28, 2020



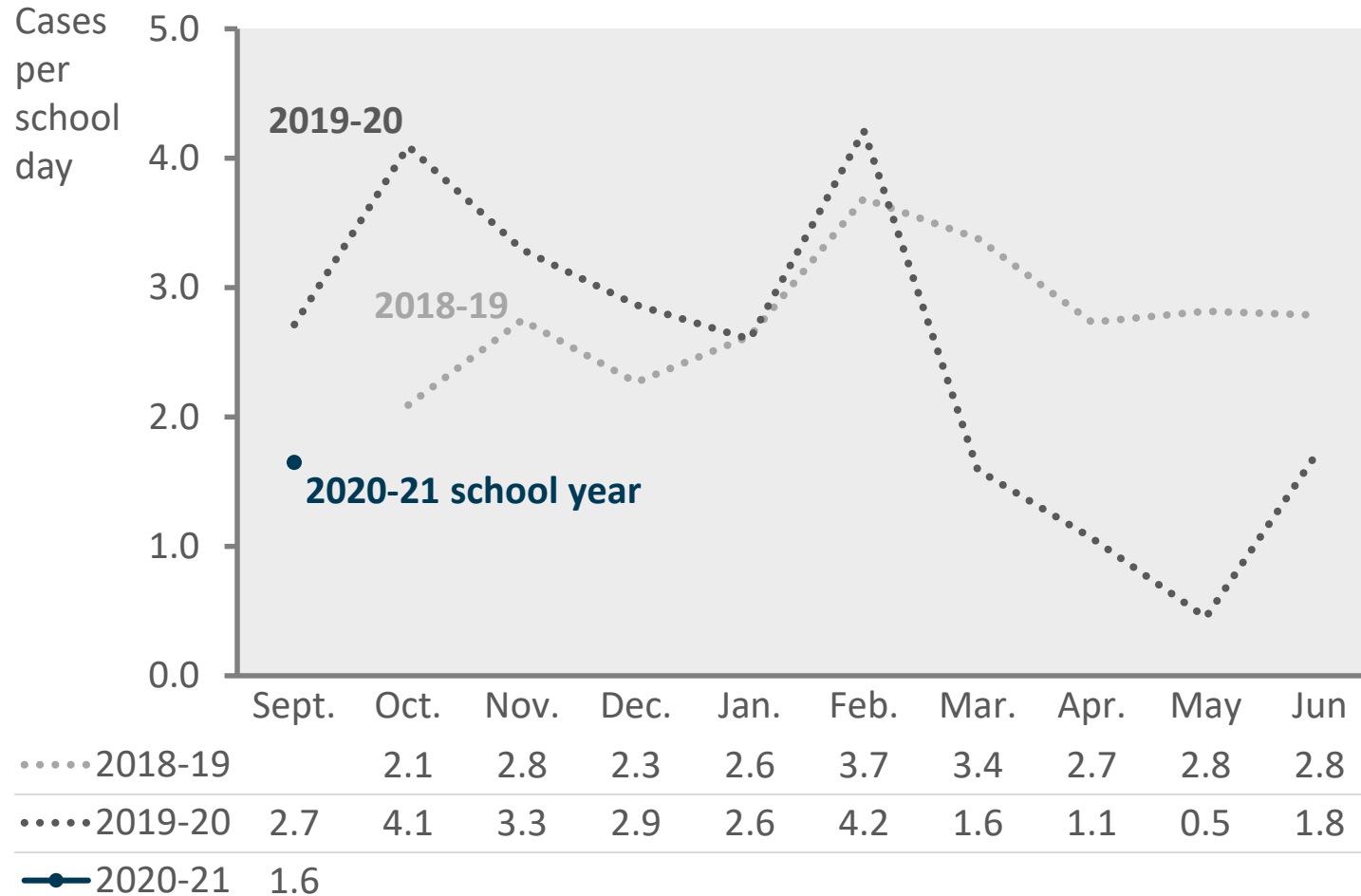
Chicago Board of Education • Office of Inspector General

CASE INTAKE PER MONTH



The OIG opened **50** cases from July 1, 2020 through September 30, 2020, compared with 75 cases during the same period in 2019-20. The drop is likely attributable to the ongoing closure of school facilities in response to the COVID-19 pandemic. In-school instruction has been suspended since March 17, 2020.

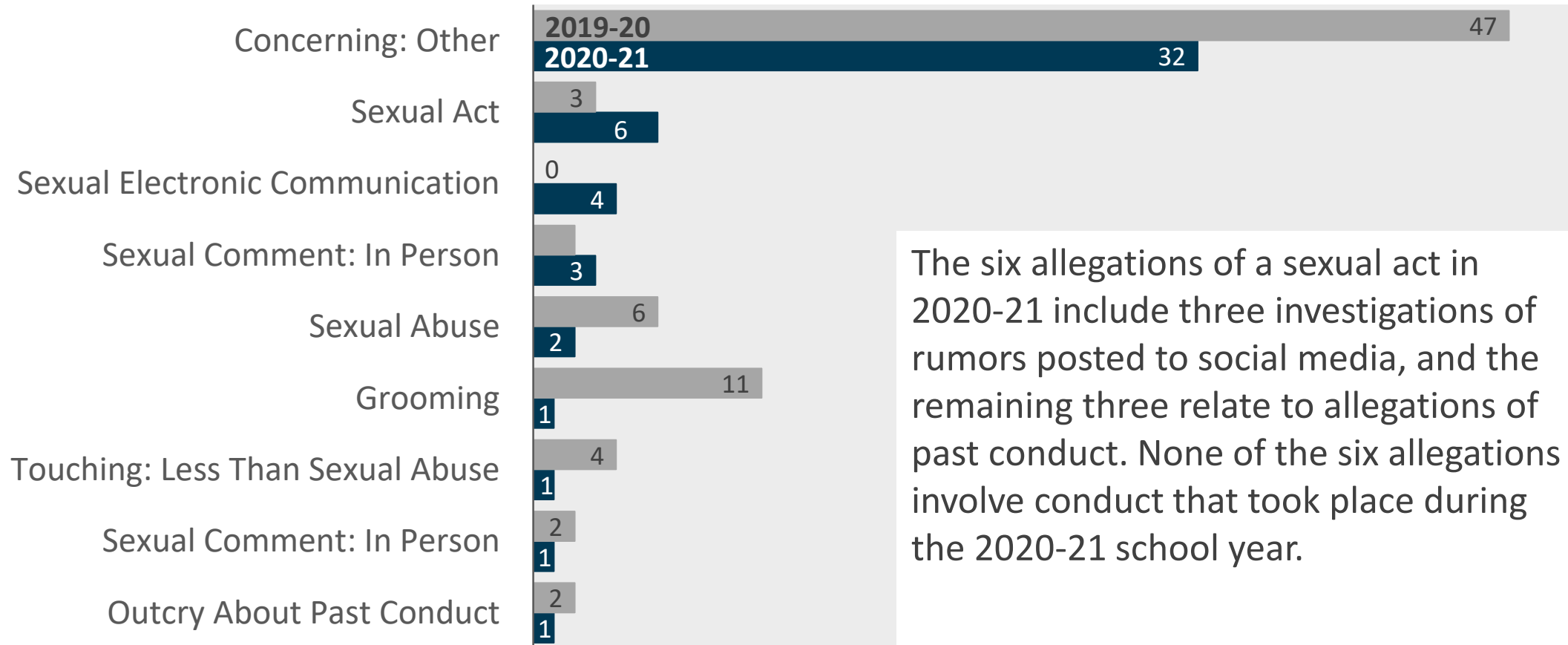
AVERAGE CASE INTAKE PER SCHOOL DAY



The OIG received about **1.6 reports per school day** during September 2020. Several recent complaints relate to online instruction, but most involve allegations of past misconduct.

CASE INTAKE BY ALLEGATION CATEGORY

Cases opened July 1 through September 30

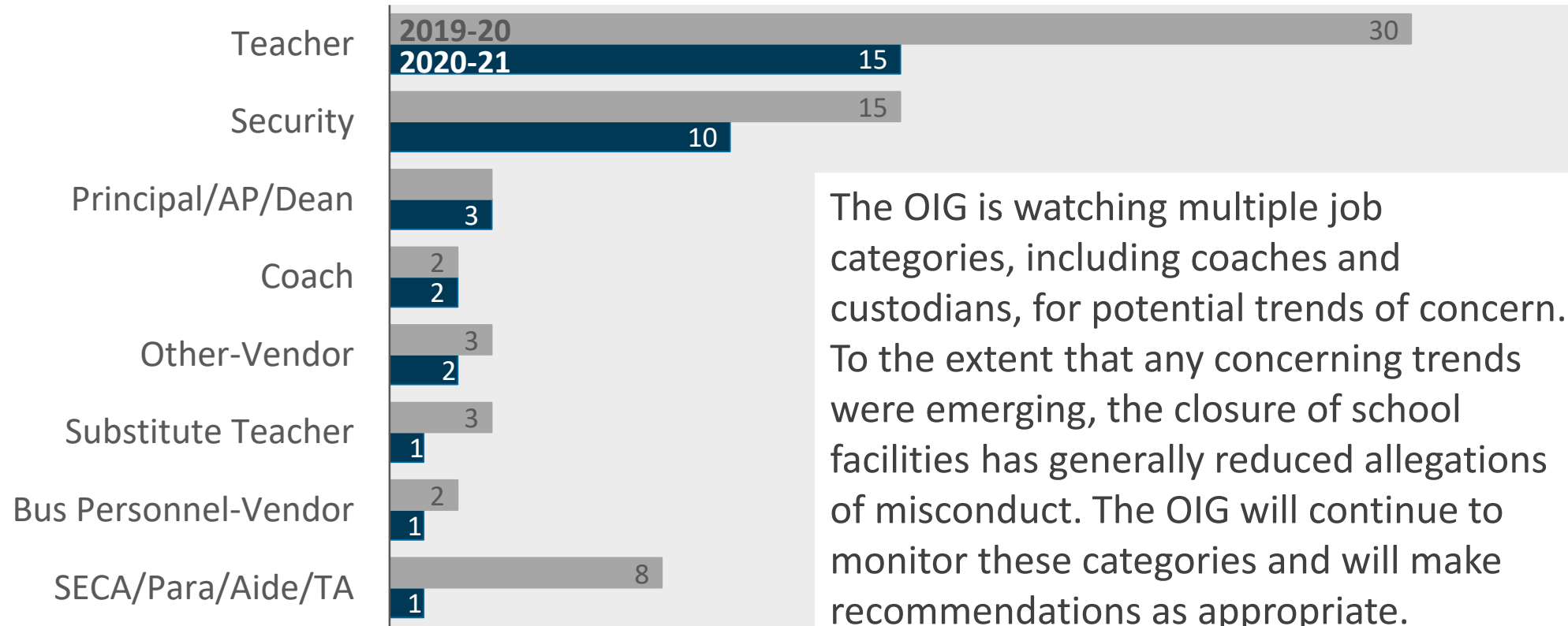


The six allegations of a sexual act in 2020-21 include three investigations of rumors posted to social media, and the remaining three relate to allegations of past conduct. None of the six allegations involve conduct that took place during the 2020-21 school year.



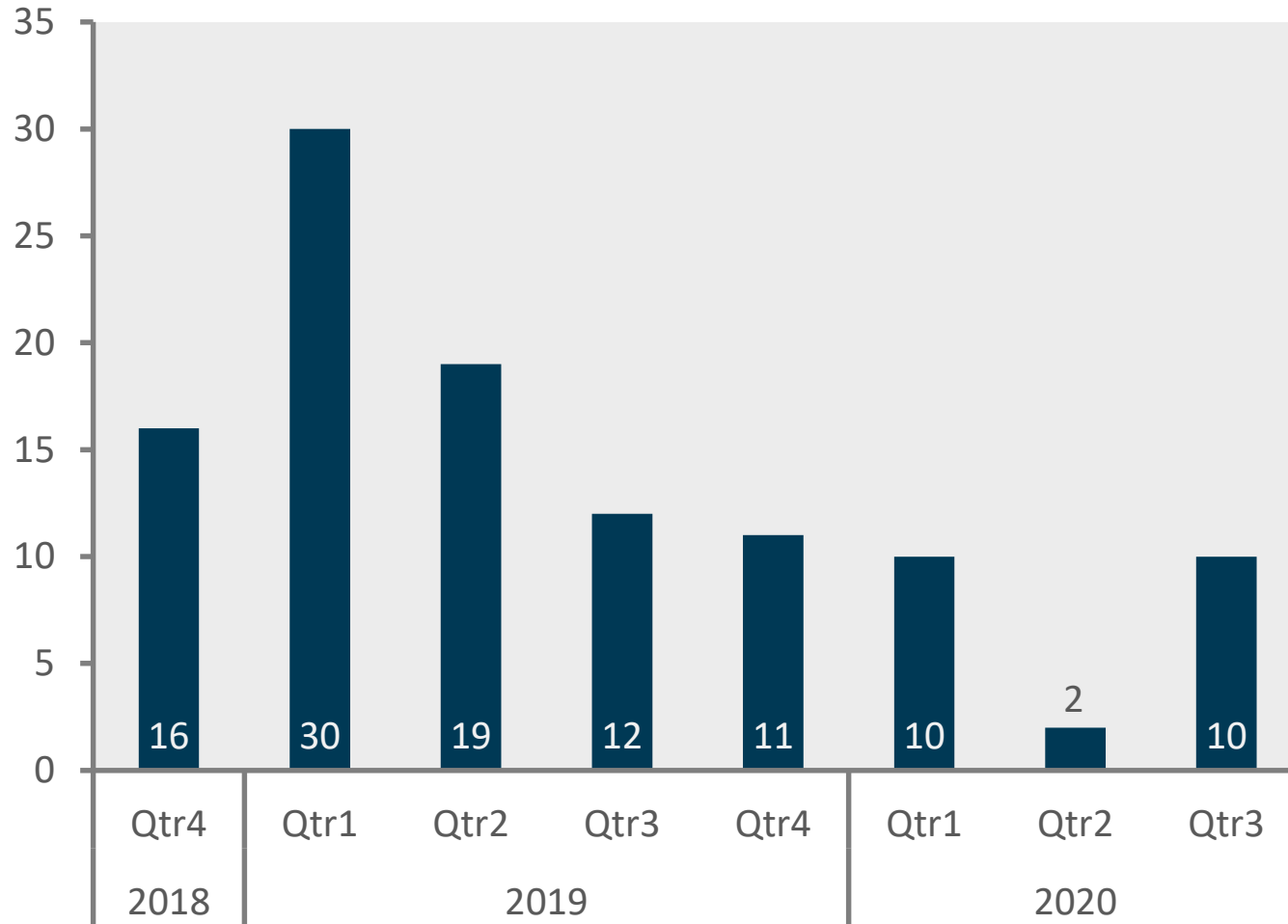
ALLEGATIONS BY SELECT JOB CATEGORY

Cases opened July 1 through September 30



TRENDS IN ALLEGATIONS

Cases involving allegations against security guards



The OIG opened 65 investigations (17% of all cases) against security guards during the 2018-19 school year and 30 (8% of all cases) during the 2019-20 school year, a 54% drop. A direct comparison is difficult, because the OIG did not begin taking cases until October 2018 and schools closed in response to the COVID-19 pandemic in March 2020.

ALLEGATION RATE COMPARISON

Non-charter schools compared with charter schools

	Non-charter	Charter
Allegations Jul. 1, 2020 – Sept. 30 2020	46	3
Enrollment	303,184	51,927
% Total CPS Enrollment	85%	15%
% of Total Allegations	90%	10%
Allegations Per 100,000 Students	15	6

From July 2020 through September 2020, Non-Charter schools reported **2.6 times as many cases** per 100,000 students as Charter Schools, as compared with 1.9 times as many cases during the same period in 2019.



ALLEGATION RATE COMPARISON

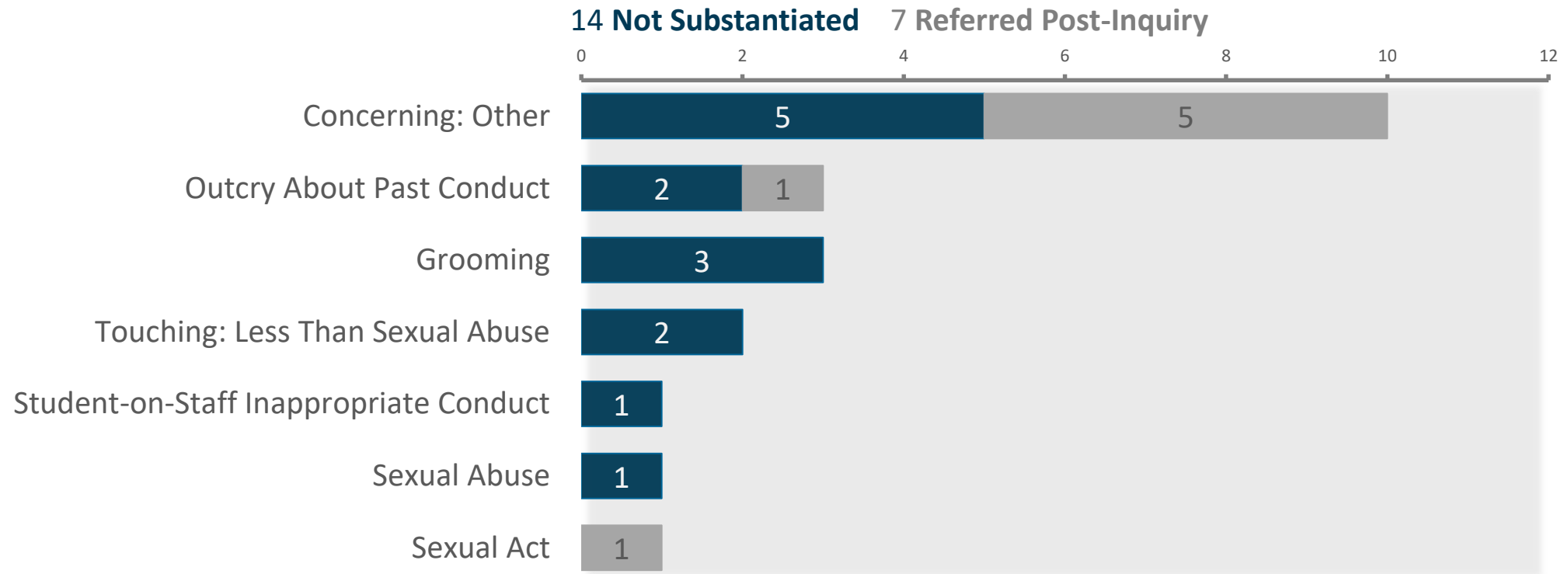
By school primary grade category

	Elementary School	High School
Allegations July 1, 2020 – Sept. 30, 2020	7	43
20th Day Enrollment	250,423	104,733
% Total CPS Enrollment	71%	29%
% of Total Allegations	14%	86%
Allegations Per 100,000 Students	3	41

The ratio of elementary school to high school allegations had held notably consistent, at about 1:1, since the 2018-19 school year. The data set is small, but if the current rates hold steady, they represent a significant shift in rates of allegations as between high schools and elementary schools.

OIG CLOSED CASES

OIG cases closed July 1, 2020 – September 30, 2020



Additionally, the OIG administratively closed one case after determining that it did not involve a CPS-affiliated adult. A case is “substantiated” when a preponderance of the evidence establishes a violation of CPS policies, rules, or guidelines. A case may be substantiated on different grounds than the initial allegation.

PERSONNEL ACTIONS

Pulled or Blocked	As of September 30, 2020, 93 individuals are currently pulled from school as a result of an allegation of staff-to-student misconduct, including 46 pulled teachers. Additionally, 16 substitute teachers are currently blocked. Currently, 14 CPS staff remain pulled subsequent to the closing or referral of an OIG SAU case, however certain of these individuals are currently under investigation for subsequent allegations.
Reinstated	From July 1, 2020, through September 30, 2020, 6 pulled or blocked individuals were reinstated either based on the OIG's recommendation, or after the conclusion of the OIG's investigation of allegations.
Terminated or resigned/retired	23 individuals who were subjects of an investigation were terminated or resigned/retired from July 1, 2020, through September 30, 2020.

POLICE INVOLVEMENT

Summary of OIG cases as of September 30, 2020

The OIG continues to coordinate with law enforcement in its cases. CPD is currently conducting an investigation in 18 of the OIG's cases. There has been one arrest in a CPD-involved case during the 2020-21 fiscal year. A teacher was charged with criminal sexual assault of a CPS student — the alleged assaults took place during the 2019-20 school year.

CASE INVENTORY AND UPDATES

Summary of OIG case inventory as of September 30, 2020

Currently, the OIG is actively investigating 344 cases and is additionally in the process of closing 95 cases. The OIG has closed 22 cases during the 2020-21 fiscal year and has closed 77 cases since remote working began in March.

During the disruptions caused by COVID-19, the OIG continues to advance cases while working remotely, including conducting interviews, sending subpoenas, and writing closing reports



TITLE IX

Updates and considerations

Currently, the OIG is conducting one Title IX sexual harassment investigation, involving an allegation of adult-to-student misconduct, under the regulations that went into effect on August 14, 2020.

The OIG expects that Title IX cases will represent a relatively small proportion of investigations.

QUESTIONS?

Office of Inspector General

(833) TELL-CPS

sexallegation@cpsoig.org



OIG SEXUAL ALLEGATION CATEGORIES

Sexual Act	Penetration
Sexual Abuse	Physical conduct for sexual gratification, e.g., groping, fondling
Sexual Comment — In Person	Unambiguously sexual comment to student
Grooming	Actions to break down inhibitions for the purpose of sexual conduct
Sexual Electronic Communication (“Sexting”)	Sexual text messages, emails, or other communications
Touching—Less than Sexual Abuse	Touching of a possible (not obvious) sexual nature
Concerning—Other	Leering, “creepy” behavior or other potentially concerning behavior
Student-on-Staff Inappropriate Conduct	Student behavior toward a staff member (now addressed by EOCO)
Outcry About Past Conduct	Recent outcry about allegations from several years ago

Cases are assigned a single category, but may involve behaviors that could fall into multiple categories. **Grooming** cases, for instance, often involve behaviors that could also be categorized as **sexual electronic communication**.

